

BLASTMAN B20ML (manlift)

MANLIFT CONFIGURATION

		Range /m/°	Max. Speed	Type
Axis 1	Bridge longitudinal	3 - 100 m	0,3 m/s	Lin.
Axis 2	Platform carriage	3 - 35 m	0,25 m/s	Lin.
Axis 3	Platf. telescope Rotation	360°	20°/s	Rot.
Axis 4	Platform telescope	2 - 6 m	0,26 m/s	Lin.

OPERATION MODES

Manual by push buttons
External outside the blast rom

OPERATIONAL PARAM.

Max load 300kg/2 person
Safety certificate

TECHNICAL

Voltage	380-500V 50/60Hz
Contr. voltage	24 VDC
Sealing *	IP65
Assembly	Roof Mounted
Weight **	5800 kg

*Applies to electrics in the blast room

** Depends on height

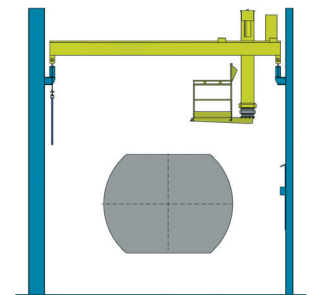
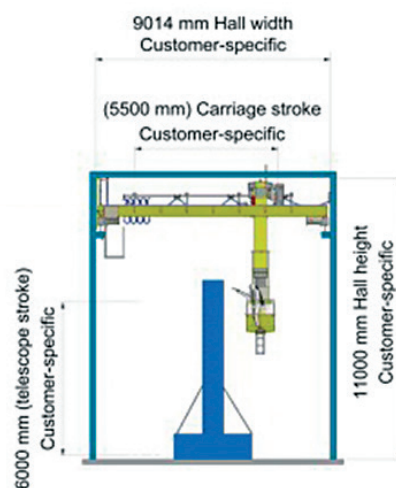
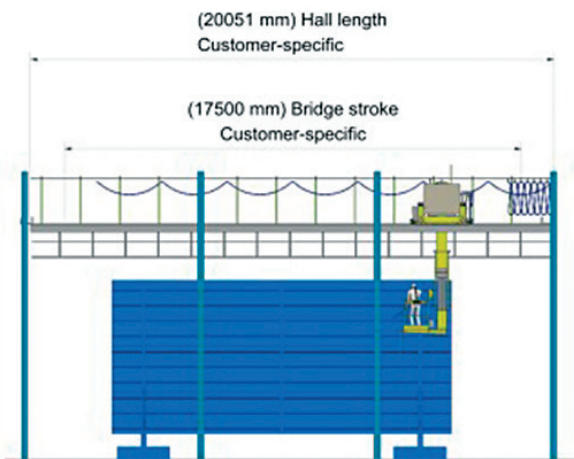
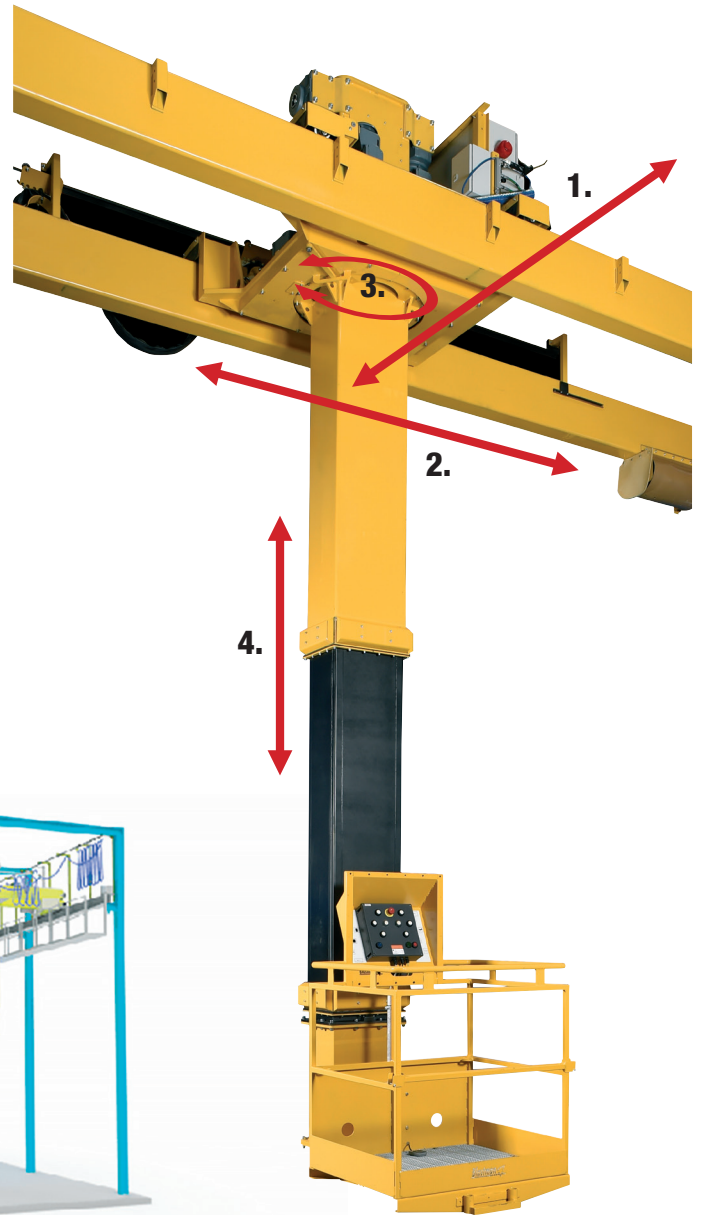
FEATURES

Blast equipment

- Complete operational blast room
- Blast pot for robot
- Blast hoses
- Blast nozzles

Other

- Rails for the manlift
- Warranty extension
- Installation services



NOTE: We reserve right to make technical changes or modify the content of this document without prior notice. With regard to purchase orders, the agreed particulars shall prevail. Blastman does not accept any responsibility whatsoever for potential error or possible lack of information in this document.